

ORNAMENT
MARBLE
CEMENT
STONE
WOOD
OPUS

■
LAGOON

ORNAMENT
MARBLE
CEMENT
STONE
WOOD
OPUS
■
LAGOON



“

There is no denying the grandeur of stone.
Be inspired by our collection of stone designs,
exclusively created to bring elegance and
beauty to your home.

”





LAGOON

“

Lagoon collection comprises of tiles with soft powdery sand-dunes texture, a pleasant result of marrying smooth look with just the right dose of textural surprise.

What results from centuries of exposing sedimentary rocks to salinity and tidal wash? Well honed & smooth sandy crafted by none other than nature - now lending its majestic appeal to your space.

Faint shadowy streaks on soft grainy sand dune texture suggests a more contemporary leaning on aesthetic spectrum.

”

LAGOON

Soft coastal neutral palette comprises of stunning Beige & greys that range from light & airy Ash to sable & dusky Coal - all visually stimulating tones that scream out contemporary, through and through.



LAGOON
ASH



LAGOON
BEIGE




LAGOON
CINDER




LAGOON
GRAPHITE



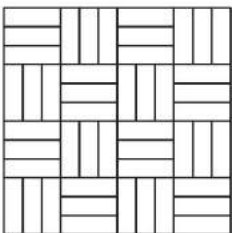
LAGOON
COAL




STRIPE
LG01
±30cm X 30cm




CHECKER
LG02
±30cm X 30cm



PARQUET
LG03
±30cm X 30cm



HEXA
LG04
±30cm X 30cm



BRICK
LG05
±30cm X 35cm

FORMATS

60x120
60x60
30x60
30x30

SURFACES

Matt

APPLICATIONS

Interior
Exterior
Wall
Floor
Residential
Commercial



06

SIX
RANDOM FACES
60cm x120cm



LAGOON ASH

Lagoon Ash rejuvenates the space with its light and airy attributes. Eye pleasing Lagoon Ash works best in a contemporary settings in addition to being the perfect backdrop to introduce splash of colours and textures into the interior space.

PD126101
60x120CM | 24"x48" | MATT



PD6101
60x60CM | 24"x24" | MATT



PD36101
30x60CM | 12"x24" | MATT



“ LAGOON BEIGE

Lagoon Beige is the new neutral in town - sought after for its distinctive yellowish undertone. Its stunning and distingué sandy shade with underlying khaki note oozes the right amount of warmth to the interior space.

PD126102
60x120CM | 24"x48" | MATT



PD6102
60x60CM | 24"x24" | MATT



PD36102
30x60CM | 12"x24" | MATT



LAGOON CINDER

Lagoon Cinder gains ground as one of the trendiest shade of grey, preferred for its versatility across various interior styles. Reposeful yet energetic, it is capable of invoking a calming atmosphere or fill the space with vim and vigour to the brim.

PD126103
60x120CM | 24"x48" | MATT



PD6103
60x60CM | 24"x24" | MATT



PD36103
30x60CM | 12"x24" | MATT



LAGOON GRAPHITE

Lagoon Graphite will definitely bring your interior game up another level. Opulent and majestic in outlook, its deep flattering hue surely lends a swanky and luxurious feel to any interior space it occupies.

PD126106
60x120CM | 24"x48" | MATT



PD6106
60x60CM | 24"x24" | MATT



PD36106
30x60CM | 12"x24" | MATT



LAGOON COAL

Lagoon Coal's sable and dusky tone is all the rage in retrospect to chic interior. A distant cousin to Lagoon Graphite within the noir-shade family - Lagoon Coal's appeal is similarly attributed to a marriage of convenience between elegance and sophistication.


PD126109
60x120CM | 24"x48" | MATT



PD6109
60x60CM | 24"x24" | MATT



PD36109
30x60CM | 12"x24" | MATT









“**BEDROOM**
APPLICATION

FLOOR TILE | **BEIGE PD6102** 60x60CM | 12"x24" | MATT + **WALL TILE | BEIGE PD36102** 30x60CM | 12"x24" | MATT
DECO TILE | LG01 | ±30cm X 30cm



“ **LIVING ROOM**
APPLICATION

FLOOR TILE | CINDER PD6103 60x120cm | 24"x48" | MATT + GRAPHITE PD36106 60x120cm | 24"x48" | MATT
DECO TILE | LG02 30cm X 30cm



TECHNICAL SPECIFICATIONS

TECHNICAL CHARACTERISTIC	STANDARD TEST METHOD	PRESCRIBED VALUES	PADUA VALUES
MEASUREMENT & SURFACE APPEARANCE			
LENGTH	EN ISO 10545-2	±0.6%	±0.1%
WIDTH	EN ISO 10545-2	±0.6%	±0.1%
THICKNESS	EN ISO 10545-2	±5%	±3%
TRANSMUTATION	EN ISO 10545-2	±0.5%	±0.2%
PHYSICAL PROPERTIES			
WATER ABSORPTION	EN ISO 10545-3	≤0.5%	≤0.5%
BREAKING STRENGTH	EN ISO 10545-4	≥1300N	≥1300N
MODULUS OF RUPTURE	EN ISO 10545-4	≥35N/mm²	≥35N/mm²
RESISTANCE TO ABRASION	EN ISO 10545-6	≤205mm³	≤160mm³
THERMAL EXPANSION COEFFICIENT	EN ISO 10545-8	≤9MK-1	≤7MK-1
TEMPERATURE SHOCK RESISTANCE	EN ISO 10545-9	NO VISIBLE EFFECT	DURABLE
FROST RESISTANCE	EN ISO 10545-12	NO VISIBLE EFFECT	ANTI-ICE
SLIP RESISTANCE	DIN 51130	R9-R13	≥R9
CHEMICAL PROPERTIES			
CHEMICAL RESISTANCE <small>RESISTANCE TO HOUSEHOLD CHEMICALS AND SWIMMING POOL SALTS</small>	EN ISO 10545-13	NO VISIBLE CHANGES WHEN SUBJECTED TO CHEMICALS	DURABLE
RESISTANCE TO STAINING	EN ISO 10545-14 when subjected to chemicals	NO VISIBLE CHANGES WHEN SUBJECTED TO CHEMICALS	NO VISIBLE DEFECT

PACKING SPECIFICATIONS

SERIES	SIZES	PCS / CTN	M² / CTN	M² / PLT	CTN / PLT	KG / PLT
LAGOON	60x120 / 24"x48"	2	1.44	69.12	48	1122
	45x90 / 18"x36"	3	1.215	68.04	56	1568
	45x90 / 18"x36"	3	1.215	36.45	30	840
	60x60 / 24"x24"	4	1.44	57.6	40	1240
	30x60 / 12"x24"	8	1.44	57.6	40	1240
	30x30 / 12"x12"	11	0.99	65.34	66	1406
	30x30 / 12"x12" Mosaic	11	0.99	65.34	66	1406



“There is no denying the grandeur of stone. Be inspired by our collection of stone designs, exclusively created to bring elegance and beauty to your home.”



Foshan, China +86 757 8256 5826
Bangkok, Thailand +662 679 8885
www.paduaceramics.com